

MAHATMA GANDHI ARTS, SCIENCE AND LATE N. P. COMMERCE COLLEGE

ARMORI DIST- GADCHIROLI

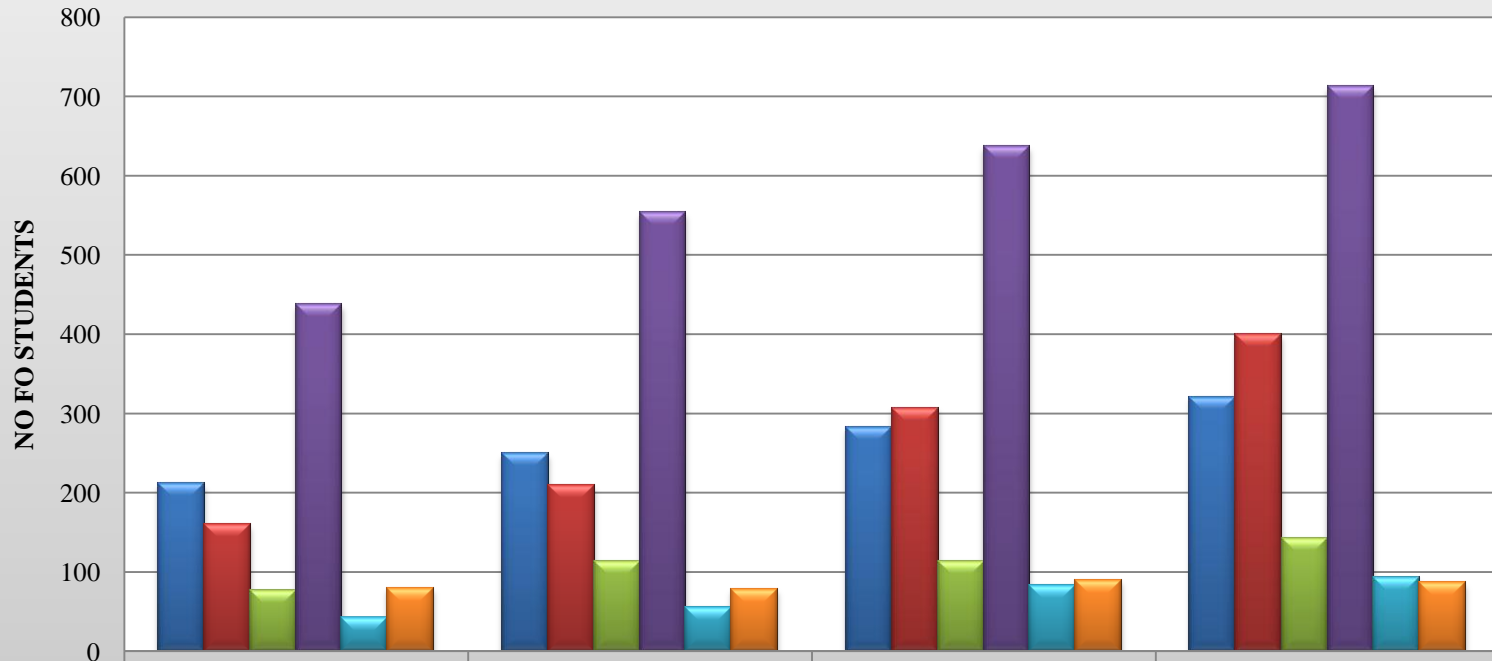
CATEGORYWISE / GENDERWISE ANALYSIS OF ADMITTED STUDENTS

LAST THREE (03) YEARS

S.N	YEAR	TOTAL	MALE	FEMAL	SC CATEGORY			ST CATEGORY			VJNT CATEGORY			OBC CATEGORY			SBC CATEGORY			OPEN CATEGORY		
					M	F	TOTAL	M	F	TOTAL	M	F	TOTAL	M	F	TOTAL	M	F	TOTAL	M	F	TOTAL
1	2011-12	1011	460	551	93	119	212	80	80	160	37	40	77	204	233	437	14	28	42	29	51	80
2	2012-13	1261	575	686	111	138	249	102	107	209	56	58	114	259	295	554	18	38	56	29	50	79
3	2013-14	1516	666	850	113	169	282	153	154	307	51	63	114	280	357	637	32	51	83	35	55	90
4	2014-15	1756	756	1000	113	208	321	209	191	400	68	75	143	302	410	712	37	56	93	27	60	87

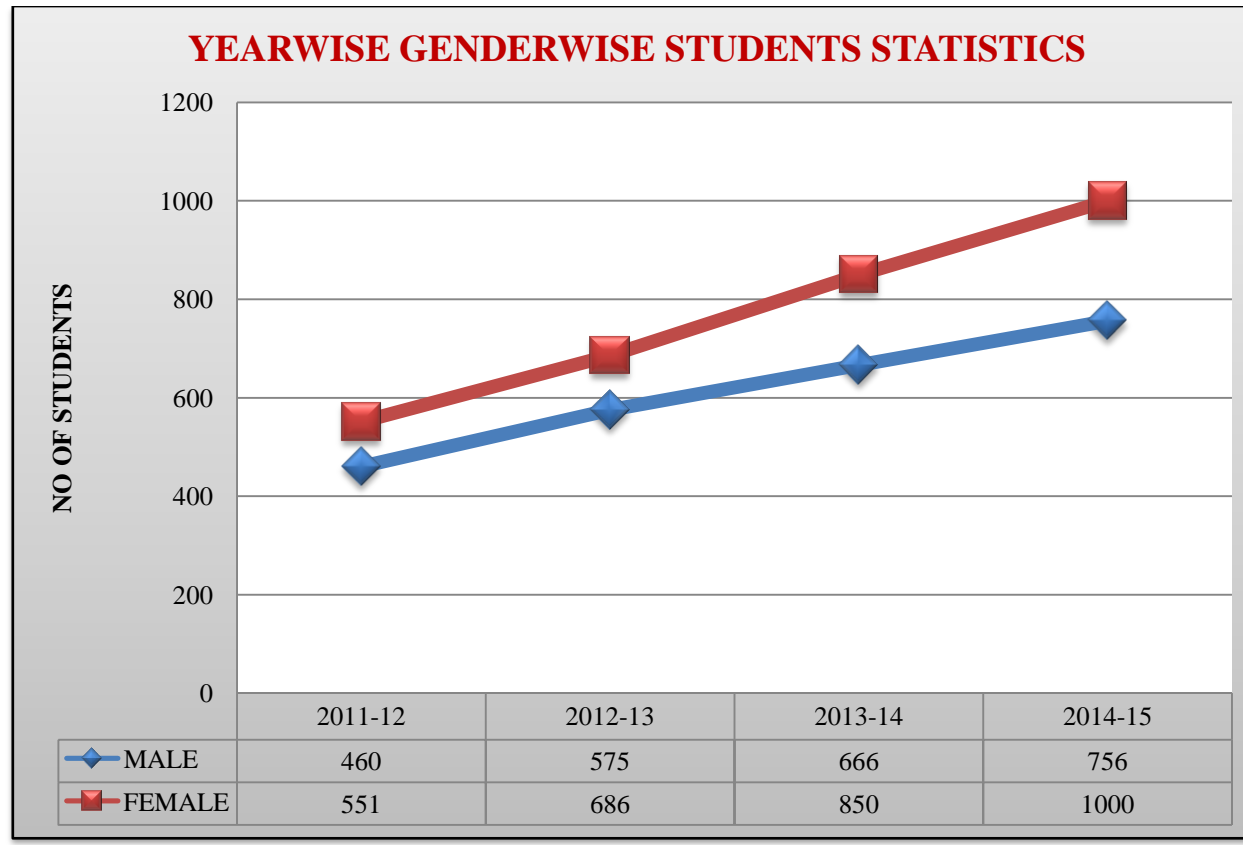
MAHATMA GANDHI ARTS, SCIENCE AND LATE N. P. COMMERCE COLLEGE ARMORI

YEARWISE CATEGORYWISE ADMISSION STATISTICS

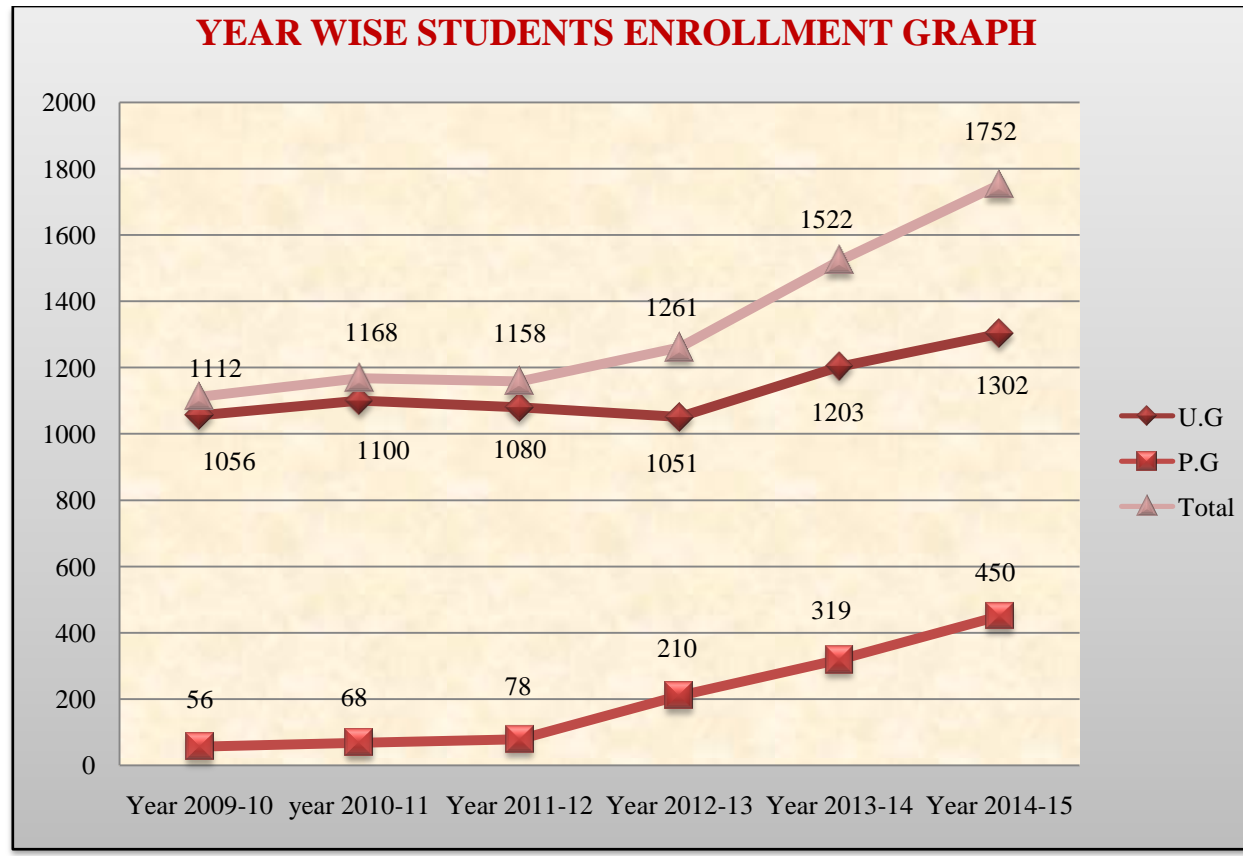


	2011-12	2012-13	2013-14	2014-15
■ SC	212	249	282	321
■ ST	160	209	307	400
■ VJNT	77	114	114	143
■ OBC	437	554	637	712
■ SBC	42	56	83	93
■ OPEN	80	79	90	87

MAHATMA GANDHI ARTS, SCIENCE AND LATE N. P. COMMERCE COLLEGE ARMORI

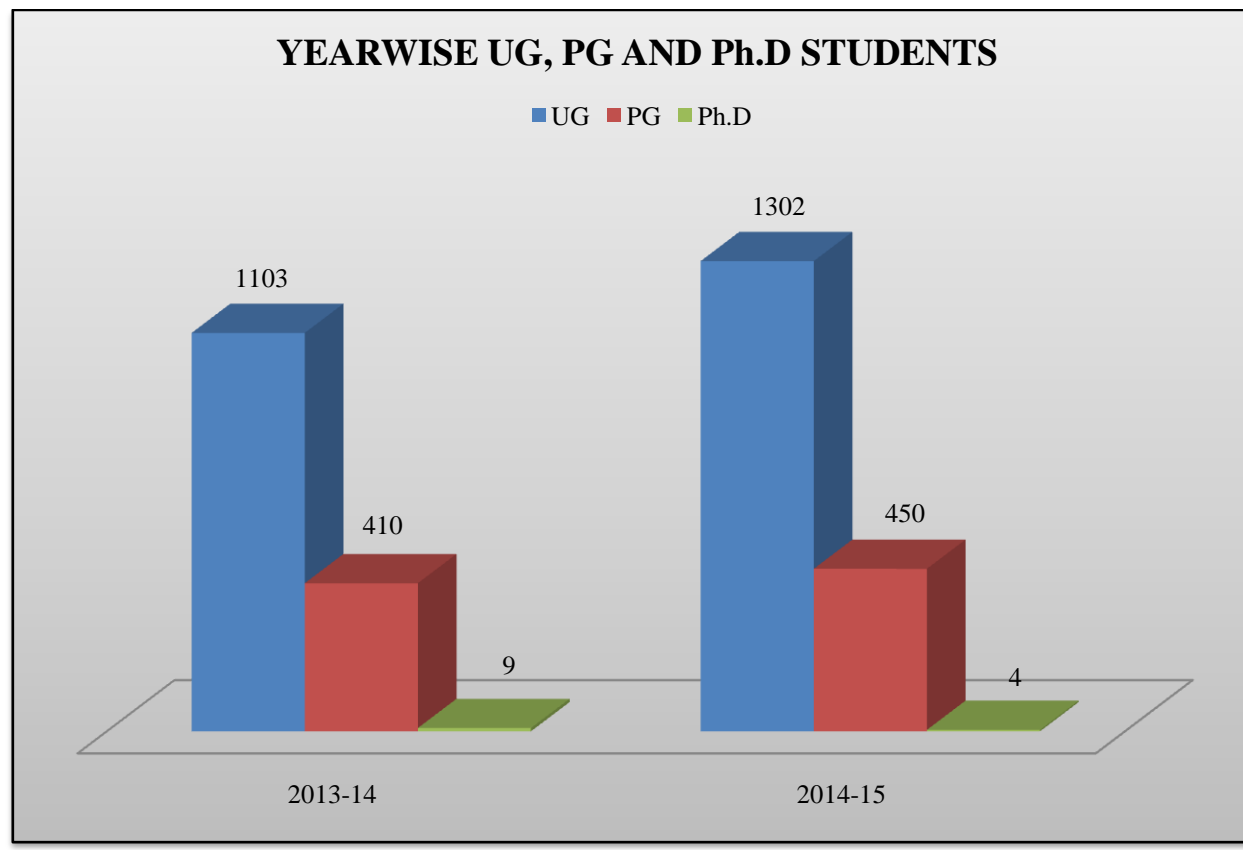


MAHATMA GANDHI ARTS, SCIENCE AND LATE N. P. COMMERCE COLLEGE ARMORI



MAHATMA GANDHI ARTS, SCIENCE AND LATE N. P. COMMERCE COLLEGE ARMORI

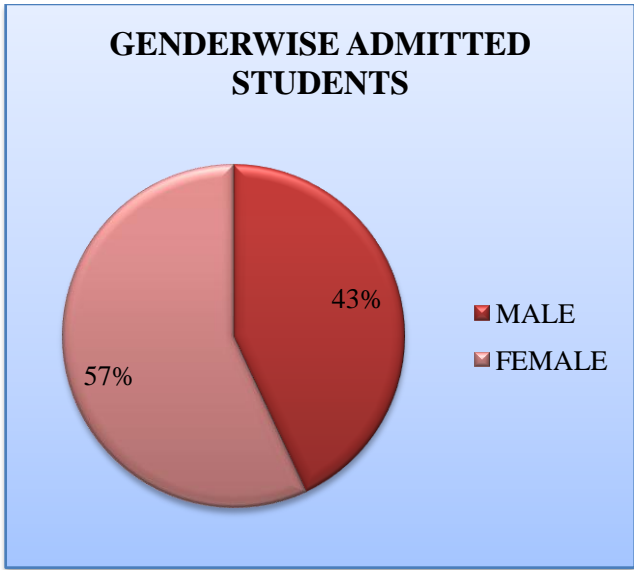
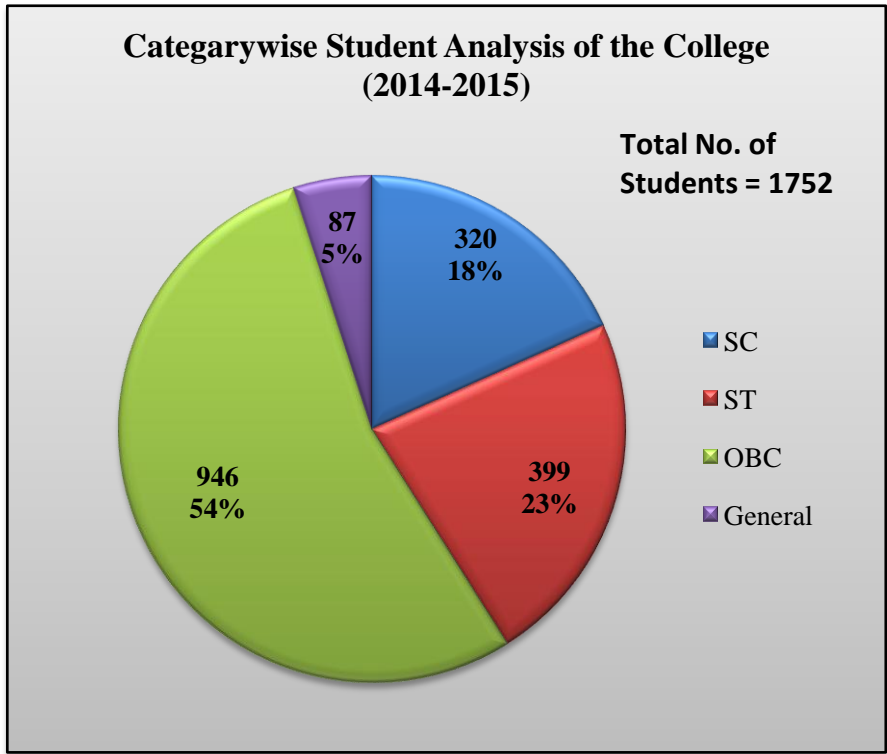
YEARWISE CATEGORYWISE PERCENTAGE (%) STATISTICS OF ENROLLED STUDENTS



HISTOGRAM SHOWING YEARWISE UG, PG AND Ph.D ENROLLED STUDENTS

MAHATMA GANDHI ARTS, SCIENCE AND LATE N. P. COMMERCE COLLEGE ARMORI

CATEGORYWISE PERCENTAGE (%) STATISTICS OF ENROLLED STUDENTS



MAHATMA GANDHI ARTS, SCIENCE AND LATE N. P. COMMERCE COLLEGE ARMORI

STUDENT ANALYSIS LAST THREE (03) YEARS

S.N	YEAR	TOTAL	MALE	FEMAL	UNDER GRADUATE			POST GRADUATE		
					M	F	TOTAL	M	F	TOTAL
1	2012-13	1261	575	686	477	602	1079	98	84	182
2	2013-14	1516	666	850	525	673	1198	141	177	318
3	2014-15	1752	753	999	515	787	1302	238	212	450